

Sub-Table (I)(a) Statement showing Shareholding Pattern

Name of the Company: KMC Speciality Hospitals (India) Limited
Scrip Code, Name of the scrip, class of security:- 524520; KMCSHIL; Equity
Quarter ended: 30th June, 2015

Partly paid-up shares:-	No. of partly paid-up shares	As a % of total no. of partly paid-up shares	As a % of total no. of shares of the Company
Held by Promoter/ Promoter Group	NIL	NIL	NIL
Held by Public	NIL	NIL	NIL
Total	NIL	NIL	NIL
Outstanding convertible securities:-	No. of outstanding securities	As a % of total no. of outstanding convertible securities	As a % of total no. of shares of the Company, assuming full conversion of the convertible securities
Held by Promoter/ Promoter Group	NIL	NIL	NIL
Held by Public	NIL	NIL	NIL
Total	NIL	NIL	NIL
Warrants:-	No. of warrants	As a % of total no. of warrant	As a % of total no. of shares of the Company, assuming full conversion of Warrants
Held by Promoter/ Promoter Group	NIL	NIL	NIL
Held by Public	NIL	NIL	NIL
Total	NIL	NIL	NIL
Total paid-up capital of the Company, assuming full conversion of warrants and convertible securities	163085000		





Table 1 (a)

Category Code	Category of Shareholder	No. of Share-holders(iii)	Total No. of Shares (iv)	No of Shares held in demat (v)	Total Share Holding as a % of Total No. of Shares		Shares Pledged or otherwise encumbered	
					As a % of A + B (vi)	As a % of A + B + C (vii)	No. of Shares (viii)	As a % IX= viii/iv * 100 (ix)
(A)	Promoter & Promoter Group							
(1)	Indian							
(a)	Individual/HUF							
(b)	Central Govt/ State Govt							
(c)	Bodies Corporate	1	122313750	122313750	75	75	0	0
(d)	Financial Institu- tions / Banks							
(e)	Any Others							
	Sub Total(A)(1)	1	122313750	122313750	75	75	NIL	NIL
(2)	Foreign							
(a)	Individuals/NRI/ Foreign Individuals							
(b)	Bodies Corporate							
(c)	Institutions							
(d)	Qualified Foreign Investor							
(e)	Any Others							
	Sub Total(A)(2)	0	0	0	0	0	0	0
	Total Shareholding Promoter/Pro.Group (A) (1)+(A)(2)	1	122313750	122313750	75	75	NIL	NIL
(B)	Public shareholding							
(1)	Institutions							
(a)	Mutual Funds/UTI	2	900	600	0.0005	0.0005	NA	NA
(b)	Fin.Institutio / Banks							
(c)	CG / SGs							
(d)	Venture Cap.Funds							
(e)	Insurance Companies							
(f)	FII's							
(g)	Foreign VCs							
(h)	Qualified Foreign Investor							
(i)	Any Other							
	Sub Total (B)(1)	2	900	600	0.0005	0.0005	NA	NA



2 Non Institutions

(a)	Bodies Corporate	97	901459	187559	0.5527	0.5527	NA	NA
(b)	Individuals							
(i)	Holding upto Rs 1 lac	48448	11578588	4819676	7.0997	7.0997	NA	NA
(ii)	Holding more than Rs 1 Lakh	43	25906650	16999838	15.8853	15.8853	NA	NA
(c)	Qualified Foreign Investor	0	0	0	0	0	NA	NA
(d)	Any others						NA	NA
	Clearing Members	7	5846	5846	0.0035	0.0035	NA	NA
	HUF	38	1497997	1497997	0.9185	0.9185	NA	NA
	NRI	1983	879810	44910	0.5394	0.5394	NA	NA
	Sub Total (B)(2)	50616	40770350	23555826	24.9991	24.9991	NA	NA
	Total Public Share							
	Holding B=(B)(1)+(B)(2)	50618	40771250	23556426	25	25	NA	NA
	TOTAL A + B	50619	163085000	145870176	100	100	0	0
(C)	Shares held by Custodians and against which Depository Receipts have been issued							
1	Promoter & Promoter Group	0	0	0	0	0	NA	NA
2	Public	0	0	0	0	0	NA	NA
	Sub - Total C							
	GRAND TOTAL A+B+C	50619	163085000	145870176	100	100	0	0








Table 1 (b)
Statement showing holding of securities (including shares, warrants, convertible securities) of persons belonging to the category "Promoter and Promoter Group"

Sri.No	Name of the Share Holder	Details of Shares Held			shares pledged or otherwise encumbered			Details of Warrants		Details of convertible Securities		Total shares (including underlying shares assuming full conversion of warrants and convertible securities) as a % of diluted share capital
		Number of shares held (iii)	As a % of grand total (A+B+C) (iv)	As a % of grand total (A+B+C) of sub clause (1) (a) (v)	As a percentage vi = v/iii*100 (vi)	As a % of grand total (A+B+C) of sub clause (1) (a) (vii)	No of Warrants held (viii)	As a % total number of warrants of the same class (ix)	Number of convertible securities held (x)	As a % total number of convertible securities of the same (xi)		
1	Sri Kavary Medical Care (Trichy) Limited	122313750	75	NIL	NIL	NIL	NIL	NIL	NIL	NIL	75	
	TOTAL	122313750	75	NIL	NIL	NIL	NIL	NIL	NIL	NIL	75	



(1)(c)(i) Statement showing holding of securities (including shares, warrants, convertible securities) of persons belonging to the category "Public" and holding more than 1% of the total number of shares

Sr. No.	Name of the shareholder	Number of shares held	Shares as a percentage of total number of shares (i.e., Grand Total (A)+(B)+(C) indicated in Statement at para (1)(a) above}	Details of warrants		Details of convertible securities		Total shares (including underlying shares assuming full conversion of warrants and convertible securities) as a % of diluted share capital
				Number of warrants held	As a % total number of warrants of the same class	Number of convertible securities held	% w.r.t total number of convertible securities of the same class	
1	S.Sudha	1705300	1.0456	0	0	0	0	1.0456
2	T. Senthilkumar	1714636	1.0513	0	0	0	0	1.0513
3	Senthil Kumar T	200	0.0001	0	0	0	0	0.0001
4	V.Tamilselvi	3300000	2.0234	0	0	0	0	2.0234
5	Tamilselvi V	10000	0.0061	0	0	0	0	0.0061
TOTAL		6730136	4.1265	0	0	0	0	4.1265



(I)(c)(ii) Statement showing holding of securities (including shares, warrants, convertible securities) of persons (together with PAC) belonging to the category "Public" and holding more than 5% of the total number of shares of the company

Sr. No.	Name(s) of the shareholder(s) and the Persons Acting in Concert (PAC) with them	Number of shares	Shares as a percentage of total number of shares {i.e., Grand Total (A)+(B)+(C) indicated in Statement at para (I)(a) above}	Details of warrants		Details of convertible securities		Total shares (including underlying shares assuming full conversion of warrants and convertible securities) as a % of diluted share capital
				Number of warrants	As a % total number of warrants of the same class	Number of convertible securities held	% w.r.t total number of convertible securities of the same class	
NIL	NIL	NIL	NIL	NIL	NIL	NIL	NIL	NIL





(I)(d) Statement showing details of locked-in shares

Sr. No.	Name of the shareholder	Number of locked-in shares	Locked-in shares as a percentage of total number of shares {i.e., Grand Total (A)+(B)+(C) indicated in Statement at para (I)(a) above}
NIL	NIL	NIL	NIL
TOTAL		NIL	NIL



(II)(a) Statement showing details of Depository Receipts (DRs)

Sr. No.	Type of outstanding DR (ADRs, GDRs, SDRs, etc.)	Number of outstanding DRs	Number of shares underlying outstanding DRs	Shares underlying outstanding DRs as a percentage of total number of shares {i.e., Grand Total (A)+(B)+(C) indicated in Statement at para (I)(a) above}
NIL	NIL	NIL	NIL	NIL
TOTAL		NIL	NIL	NIL





(II)(b) Statement showing holding of Depository Receipts (DRs), where underlying shares held by "promoter/promoter group" are in excess of 1% of the total number of shares

Sr. No.	Name of the DR Holder	Type of outstanding DR (ADRs, GDRs, SDRs, etc.)	Number of shares underlying outstanding DRs	Shares underlying outstanding DRs as a percentage of total number of shares {i.e., Grand Total (A)+(B)+(C) indicated in Statement at para (D)(a) above}
NIL	NIL	NIL	NIL	NIL
TOTAL		NIL	NIL	NIL

For KMC Speciality Hospitals (India) Ltd


8/7/2015

A Thanikainathan

Company Secretary & Compliance Officer